

IAP SERIES

Connect under pressure female couplings (Connects to 1/2" ISO A male probes)

INTRODUCTION

Holmbury's IAP Series ISO A female couplings are designed primarily for the agricultural industries and incorporate a push-pull design. The coupling can be either panel mounted using circlip grooves or manifold mounted.

CONSTRUCTION

- Carbon steel with trivalent plating
- Fitted with Nitrile seals
- Available with either a short or long body

FEATURES

- Can be connected with residual pressure in the line
- Can be connected with standard ISO A 1/2" male couplings (Made to the ISO 7241:2014 Series A Standard)
- Release mechanism protects coupling and hose from damage in event of accidental separating force
- Locking ball system allows quick connection
- Bidirectional flow

ACCESSORIES

- Dust Caps and Plugs are available for the IAP Series



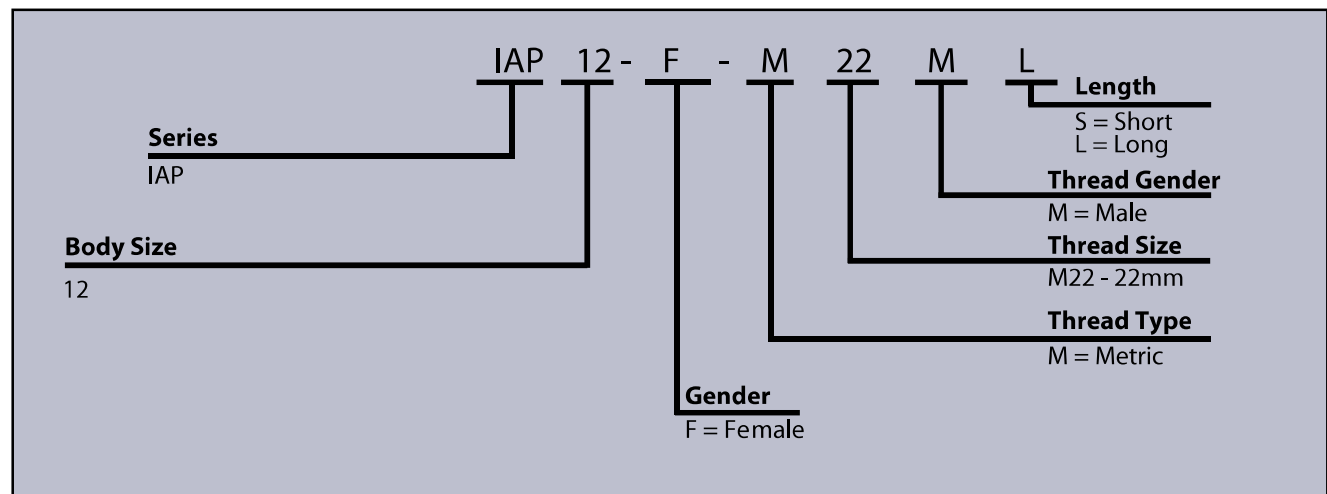
SPECIFICATIONS

- Operating temperatures (with Nitrile seals): -40°C (-40°F) to 106°C (223°F)

APPLICATIONS

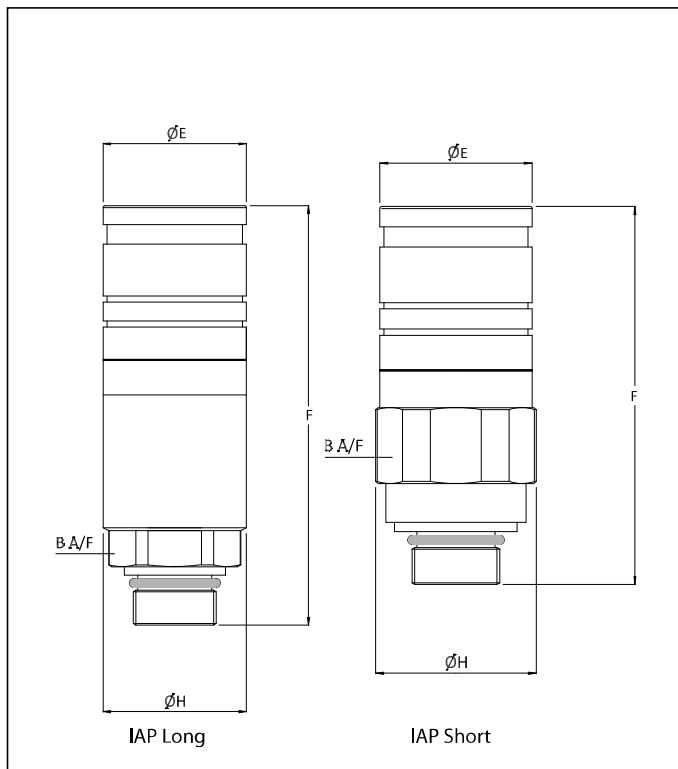
- Agricultural
- Mobile
- Construction

ORDER CODES

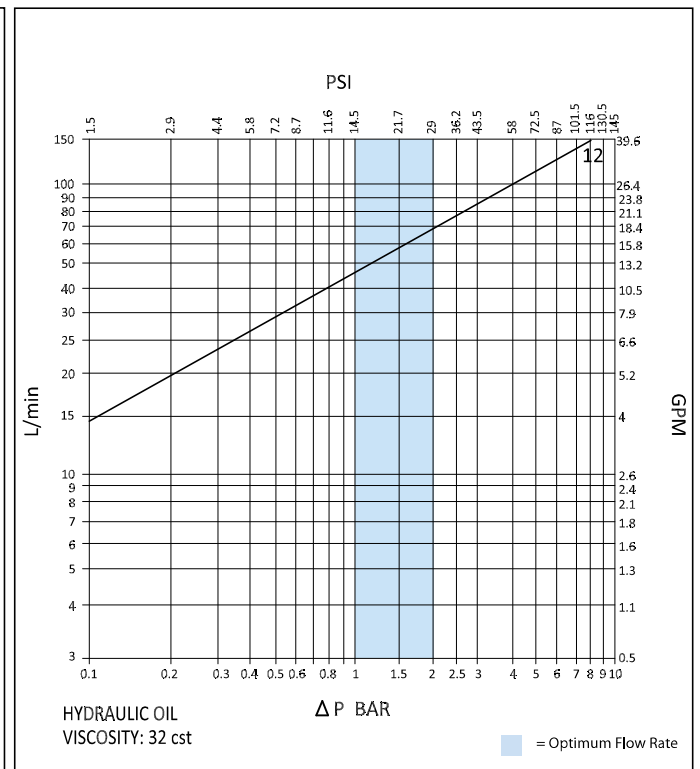


Holmbury Ltd: sales@holmbury.com | +44 (0) 1732 378912

DRAWING



PRESSURE DROP CHARACTERISTICS



DIMENSIONS

Size	Thread Size (A)	B	F	$\varnothing E$	$\varnothing H$	Maximum Working Pressure	Burst Pressure (Coupled)	Burst Pressure (Female)
		Dimensions in mm				Bar		
		Dimensions in Inches				Psi		
IAP 12 - Short	M22 x 1.5	38.0	94.5	40.0	38.0	300	1000	1000
		1.5	3.7	1.6	1.5	4350	14500	14500
IAP 12 - Long	M22 x 1.5	32.0	111.0	38.0	38.0	300	1000	1000
		1.3	4.4	1.5	1.5	4350	14500	14500

PSI= Bar x14.5 Inches= mm/25.4

